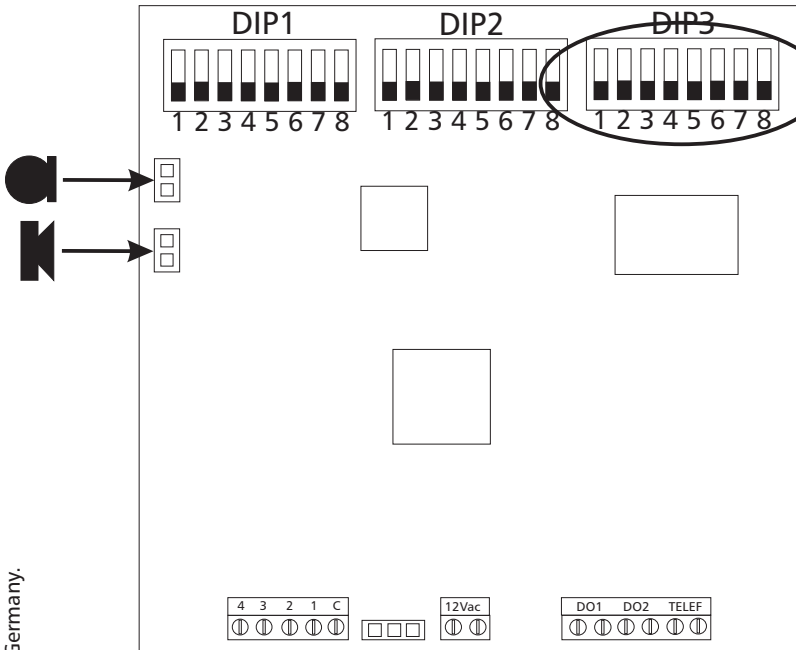


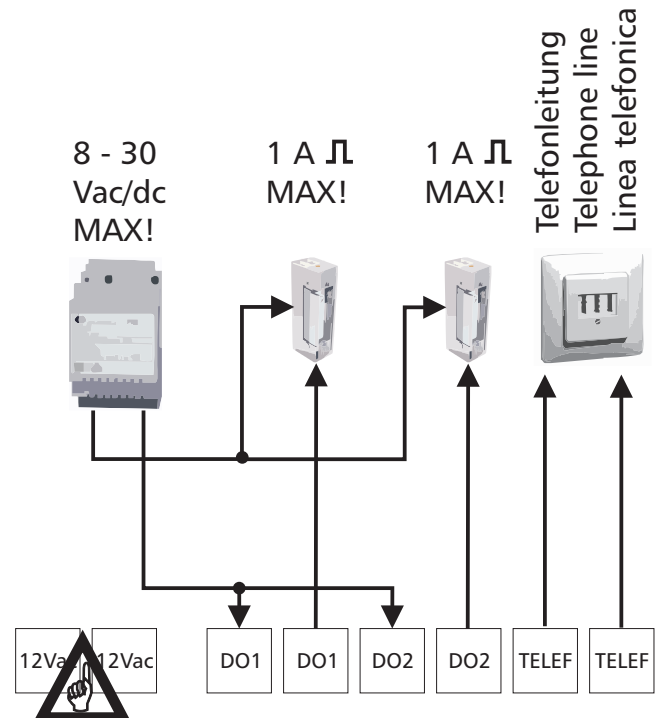
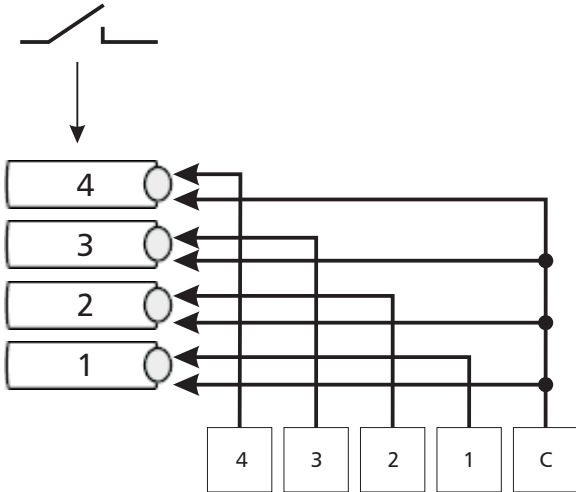
- D** Doortello Smart DT Kurzbedienungsanleitung
- GB** Doortello Smart DT quick guide
- I** Doortello Smart DT guida rapida



- 1. Automatische Trennung nach Türöffnung**
Automatic call termination after door opening
Separazione automatica dopo apertura porta
OFF: Ja/Yes/Sì
ON: Nein/No/No
- 2. Relais 2/Relay 2/Rele 2**
OFF: Türöffner/door opener/apriporta
ON: Kamera/camera/telecamera
- 3/4. Max. Belegungszeit/max.seizure time/ tempo max. impegno**
OFF/OFF: 1 Minute/minute/minuto
ON/OFF: 2 Minuten/minutes/minuti
OFF/ON: 4 Minuten/minutes/minuti
ON/ON: 8 Minuten/minutes/minuti
- 5. Aktivierungszeit relais/activation time relays/tempo attivazione relè**
OFF: 5"
ON: 1"
- 6. Besetztöne/busy tones/toni occupato**
OFF: 3 Töne/tones/toni
ON: 18 Töne/tones/toni
- 7. Ruftöne/call tones/toni chiamata**
OFF: 7 Töne/tones/toni
ON: 18 Töne/tones/toni
- 8. Programmierung/programming/programmazione**
ON: ON
OFF: OFF

- i** **D** Für die Benutzung mit FritzBox sind ab Werk die Rufnummer 11(Taste1), 12(Taste2), 13(Taste3) und 14(Taste4) vorprogrammiert.
- GB** For the use with FritzBox following number are preprogrammed: 11(button 1), 12(button 2), 13(button 3) and 14 (button 4).
- I** Per l'uso con FritzBox sono preprogrammati i seguenti numeri: 11(tasto 1), 12(tasto 2), 13(tasto 3) e 14(tasto 4).

potentialfrei
dry contact
pulito



nur für Doortello Smart AGL
only for Doortello Smart AGL
solo per Doortello Smart AGL


ROCOM

- D** Doortello Smart AGL Programmierung
- GB** Doortello Smart AGL programming
- I** Doortello Smart AGL programmazione

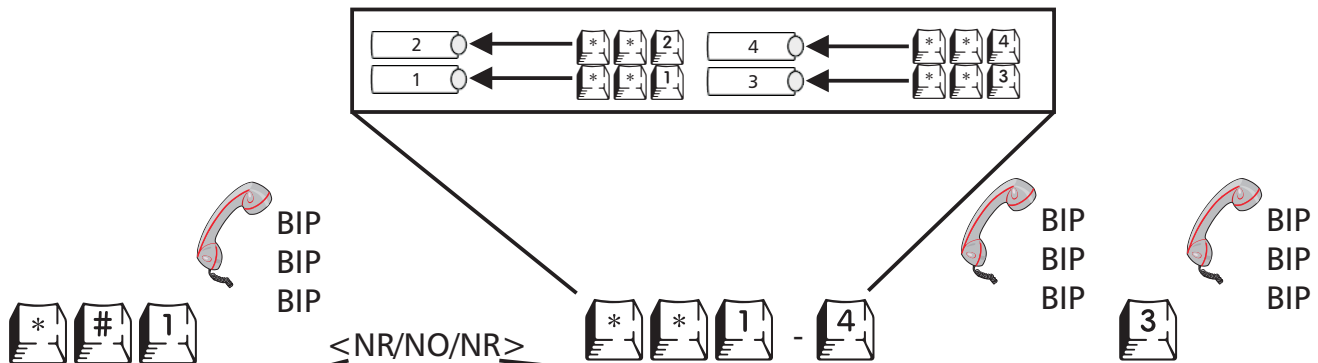
Programmiermodus aktivieren/activate programming mode/attivazione modalità programmazione



Grunddaten laden/load factory set up/carica dati di fabbrica



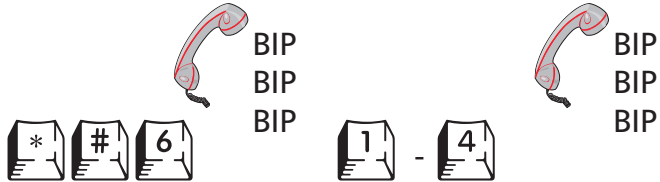
Programmierung der Rufnummern/telephon no. programming(programmazione nr. di telefono



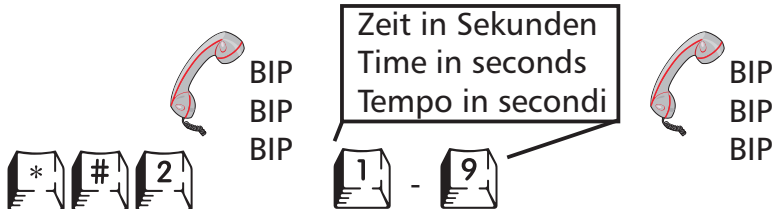
1	wählt/dials/seleziona	1	8	wählt/dials/seleziona	8
2	wählt/dials/seleziona	2	9	wählt/dials/seleziona	9
3	wählt/dials/seleziona	3	0	wählt/dials/seleziona	0
4	wählt/dials/seleziona	4	# # 1	wählt/dials/seleziona	#
5	wählt/dials/seleziona	5	# # 2	wählt/dials/seleziona	*
6	wählt/dials/seleziona	6	# # 3	wählt/dials/seleziona	"PAUSE"
7	wählt/dials/seleziona	7	# # 4	wählt/dials/seleziona	R

- D** Doortello Smart DT Programmierung
- GB** Doortello Smart DT programming
- I** Doortello Smart DT programmazione


Telefonnummer löschen/delete a telephone no./cancellazione nr. telefonico




Aktivierungszeit Kontakte/contacts activation timer/tempo attivazione contatti (Default 5")



Sensibilität Mikrophon/microphon sensibility/sensibilità microfono (Default 04)



Lautstärke Lautsprecher/loudspeaker volume/volume altoparlante (Default 05)



Programmierpasswort ändern/change programming password/modifica password di programmazione



