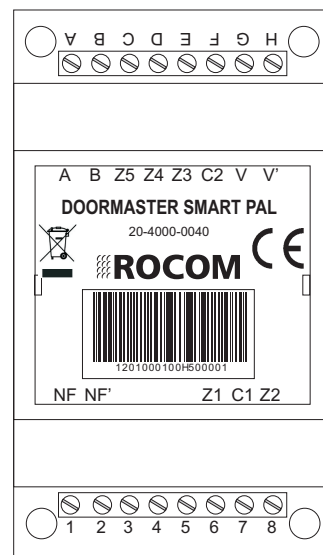

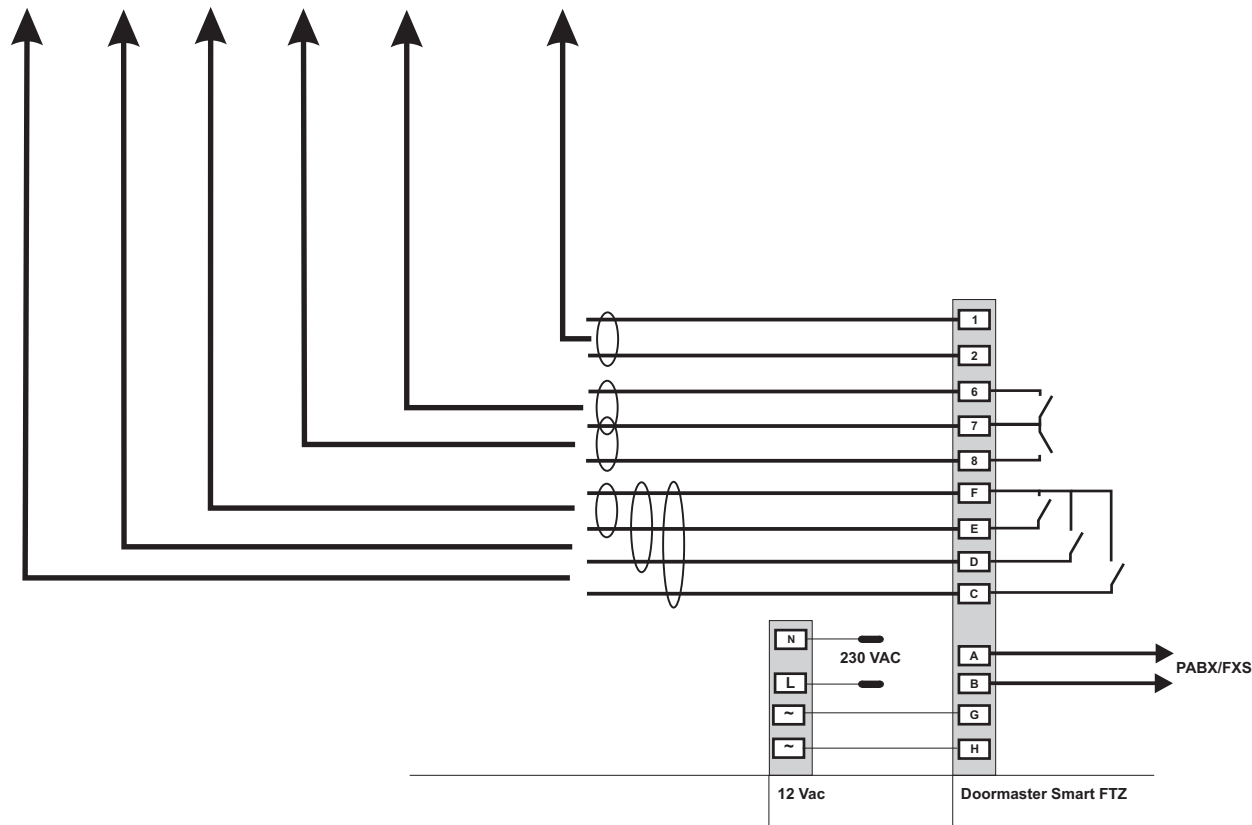


# ROCOM

- D** Doormaster Smart PAL Kurzbedienungsanleitung
- GB** Doormaster Smart PAL quick guide
- I** Doormaster Smart PAL guida rapida



ZONE 4 ZONE 3 ZONE 2 ZONE 1 ON/OFF AUX/MIKE INPUT




# ROCOM



- D** Doormaster Smart PAL Programmierung
- GB** Doormaster Smart PAL programming
- I** Doormaster Smart PAL programmazione

## Programmiermodus aktivieren/activate programming mode/attivazione modalità programmazione



## Grunddaten laden/load factory set up/carica dati di fabbrica




## Leitungstrennung bei Stille/call termination with silence/fine conversazione con silenzio



Zeit der Stilledauer vor automatischer Trennung in Sekunden (Default 05, 00 = OFF)  
 Time before automatic call termination with silence in seconds (Default 05, 00 = OFF)  
 Tempo durata silenzio prima di chiusura linea automatica in secondi (Default 05, 00 = OFF)

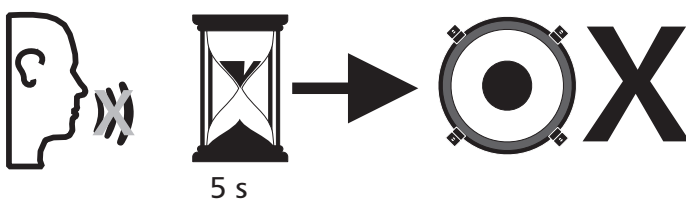
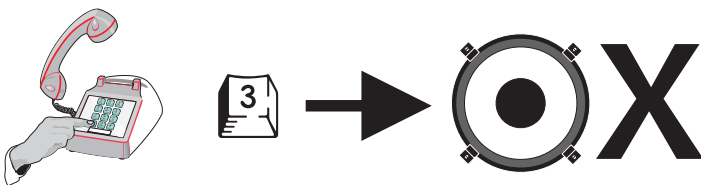
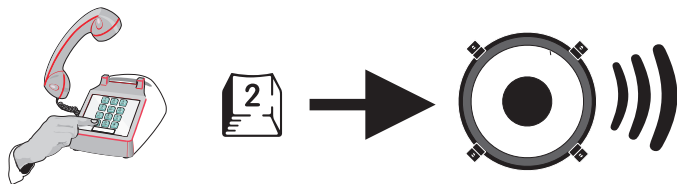
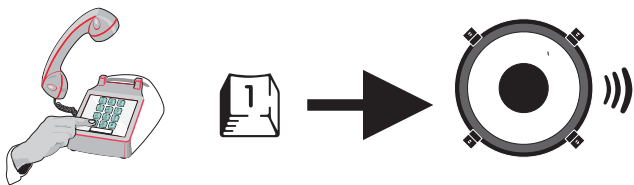

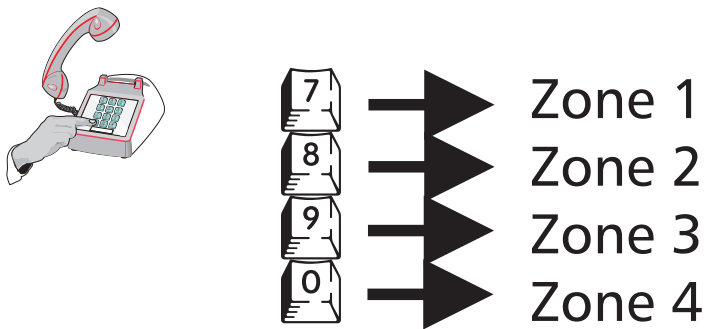
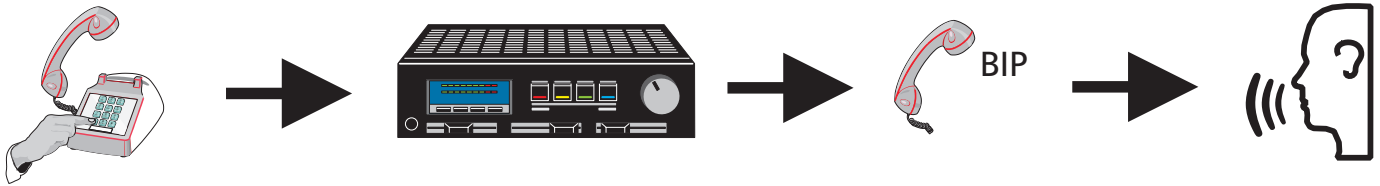
## Tonplan/progress tone plan/piano toni



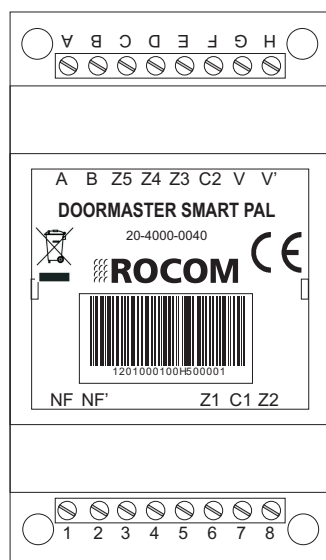
01 = GER, ITA, MEX, POL, LUX	05 = SPA, FRA	09 = USA, CAN, TUR	13 = T-Com
02 = SWE, DEN, ISL, POR	06 = SIN	10 = Agfeo	14 = Tenovis
03 = AUT, FIN, GRE, HUN	07 = BEL	11 = Panasonic	15 = Auerswald
04 = GBR, AUS	08 = CZE	12 = Siemens	16 = Gesko

- D** Doormaster Smart PAL Bedienung
- GB** Doormaster Smart PAL use
- I** Doormaster Smart PAL uso

Bedienungsanleitung/user guide/guida all'uso



- D** Doormaster Smart PAL technische Daten
- GB** Doormaster Smart PAL technical data
- I** Doormaster Smart PAL dati tecnici



## **D** Doormaster Smart PAL Anschlussklemmen

NF/NF' (1/2) : Sprech/Hören 600 Ohm  
 Z1 (6): Steuerkontakt 1 (ON/OFF) max. 0,5 A/24 Vac/dc  
 C1 (7): Gemeinsamer Kontakt Steuerkontakte Z1/Z2 max. 0,5 A/24 Vac/dc  
 Z2 (8): Steuerkontakt 2 (Zone 1 "7") max. 0,5 A/24 Vac/dc  
 A/B (A/B): Analoge Telefonleitung 600 Ohm  
 Z5 (C): Steuerkontakt 5 (Zone 4 "0") max. 1 A/24 Vac/dc  
 Z4 (D): Steuerkontakt 4 (Zone 3 "9") max. 1 A/24 Vac/dc  
 Z3 (E): Steuerkontakt 3 (Zone 2 "8") max. 1 A/24 Vac/dc  
 C2 (F): Gemeinsamer Kontakt Steuerkontakte Z3/Z4/Z5 max. 1 A/24 Vac/dc  
 V/V' (G/H): Stromversorgung max. 12 Vac/dc max. 100 mA

## **GB** Doormaster Smart PAL connections

NF/NF' (1/2) : speech 600 Ohm  
 Z1 (6): driver contact 1 ON/OFF) max. 0,5 A/24 Vac/dc  
 C1 (7): common wire for driver contacts Z1/Z2 max. 0,5 A/24 Vac/dc  
 Z2 (8): driver contact 2 (zone 1 "7") max. 0,5 A/24 Vac/dc  
 A/B (A/B): to analogue telephone line FXS 600 Ohm  
 Z5 (C): driver contact 5 (zone 4 "0") max. 1 A/24 Vac/dc  
 Z4 (D): driver contact 4 (zone 3 "9") max. 1 A/24 Vac/dc  
 Z3 (E): driver contact 3 (zone 3 "8") max. 1 A/24 Vac/dc  
 C2 (F): common wire for driver contacts Z3/Z4/Z5 max. 1 A/24 Vac/dc  
 V/V' (G/H): power supply max. 12 Vac/dc max. 100 mA

## **I** Doormaster Smart PAL morsetti

NF/NF' (1/2) : parla/ascolta 600 Ohm  
 Z1 (6): comando 1 (ON/OFF) max. 0,5 A/24 Vac/dc  
 C1 (7): filo comune per comandi Z1/Z2 max. 0,5 A/24 Vac/dc  
 Z2 (8): comando 2 (zona 1 "7") max. 0,5 A/24 Vac/dc  
 A/B (A/B): verso la linea telefonica analogica 600 Ohm  
 Z5 (C): comando 5 (zona 4 "0") max. 1 A/24 Vac/dc  
 Z4 (D): comando 4 (zona 3 "9") max. 1 A/24 Vac/dc  
 Z3 (E): comando 3 (zona 2 "8") max. 1 A/24 Vac/dc  
 C2 (F): filo comune per comandi Z3/Z4/Z5 max. 1 A/24 Vac/dc  
 V/V' (G/H): alimentazione max. 12 Vac/dc max. 100 mA

